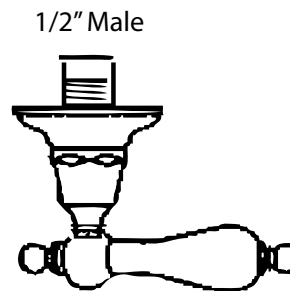
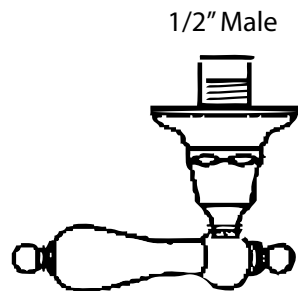
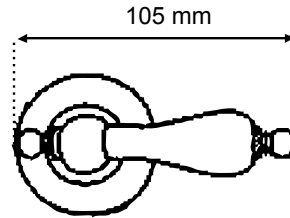
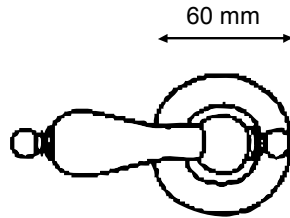


Wall Taps

(RE80TO-CP)



Specifications (MM)



INSTALLATION INSTRUCTIONS

Rough in the breach system provided and attach to the hot and cold water supply in accordance with approved standard plumbing practices.

Attach cover flanges over spindle and handle assembly on to the spindle spline. Screw the spindle into the breach and adjust the handle as required.

This product is designed to work with water pressure between 50KPA and 500KPA with reasonable balance between the hot and cold pressures.

For further assistance with your Renaissance product please call the technical support line on (07) 3266 5222

Renaissance